

Lumilux LED series

LED lighting represents a new breakthrough in lighting technology.

This range of Interior and Exterior IP67 fixtures offers both a good output of light and a range of vivid colours. You can expect long life and very low power consumption, saving up to 90% on traditional lights.

INGLED INGROUND (IP67) COMES WITH PRE-MOUNT KIT

"REQUIRES REMOTE 12V DC POWER SUPPLY"

1 WATT LED INGROUND OR WALL MOUNTED LIGHT . MACHINED ALUMINIUM B ODY AND STAINLESS STEEL FRONT BEZEL. SUPPLIED COMPLETE WITH BURIEL SLEEVE IF REQUIRED

LUMILUX 4540 COOL WHITE

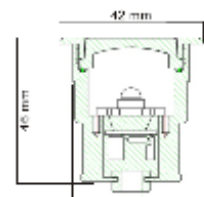


LUMILUX 4541 WARM WHITE

LUMILUX 4542 RED

LUMILUX 4543 GREEN

LUMILUX 4544 BLUE

LUMILUX 4545 AMBER



GARLED SPOT (IP67) COMES WITH EXTRA GROUND SPIKE, AND LARGE BASE

"REQUIRES REMOTE 12V DC POWER SUPPLY"

COMPACT SPOTLIGHT EQUIPED WITH A 1 WATT LED AND 60 DEGREE LENS. HOUSING IS BRASS NICKEL-PLATED WITH STAINLESS STEEL ADJUSTABLE KNUCKLE.

LUMILUX 4001 COOL WHITE

LUMILUX 4002 WARM WHITE

LUMILUX 4003 RED

LUMILUX 4004 GREEN

LUMILUX 4005 BLUE

LUMILUX 4006 AMBER

